



We're all about student success!

RALLY! EDUCATION

22 Railroad Avenue
Glen Head, NY 11545
888-99-RALLY
Fax: 1-516-671-7900
www.**RALLY**EDUCATION.com

Reading Tracker *Online* Diagnostic Reports

Attached are the diagnostic reports for Tracker *Online*. There are several different types of reports, all intended to provide clear, concise, actionable information for administrators and classroom educators to use when targeting instruction. The data is provided so that one can monitor progress and choose the appropriate instructional course for each student, group of students, and school. It is real data to help educators drive real and focused instruction.

Description of the reports

Strand Reports: Tracker *Online* identifies 4 strands for reading comprehension. Each strand includes several reading comprehension skills. The four strands are:

- Literal Level:* Gathering Information Strand
- Interpretive Level:* Organizing Information Strand
- Analytical Level:* Analyzing Information Strand
- Critical Level:* Linking Information Strand

Class Strand Report: This report lists the strand score (the average scores on groups of skills) for each student in a class. It can be used to target skill instruction and monitor overall reading comprehension progress. All scores are color coded to a set of criterion scores (see bottom of report).

Class Strand Graph: is a visual representation of where a class performs on each of the four strands of reading comprehension. We call this graph the Strand *Speedometer* because the graph shows you what percent of your students scored at each of the four stands levels of comprehension and where they placed on a continuum from 0% to 100%.

Skill Reports: Tracker *Online* identifies 14 reading comprehension skills.

Class Skill Report: This report lists the skill scores for each of the 14 skills. This is the key report to be used by classroom teachers to target instruction, form instructional groups, and track and monitor progress throughout the school year. All scores are color coded to a set of criterion scores (see bottom of report).

Class Mastery Graph (Circle Graph): This circle graph shows how an entire class is performing on the Reading Tracker *Online* assessment. Included are the number and percent of students who scored at each of the four Levels of Understanding:

- Level 4: Thorough Understanding (90%-100% score)
- Level 3: Satisfactory Understanding (65%=89% score)
- Level 2: Limited Understanding (40%-64% score)
- Level 1: Minimal Understanding (0%-39% score)

Class Distribution Graph (Bar Chart): This bar graph indicates visually where students in a class score. This graph shows you in a clear and concise fashion the distribution of student scores. Students who score on the borders between levels have the greatest ability to move from one level to the other. Identifying these students allows educators to identify students to receive targeted instruction.

Student Reports: The Student Reports include data for each student individually, perfect for individual student portfolios.

Student Skill Report: This Report shows the overall score and the individual skill scores for each individual student. Each skill is grouped by proficiency scores.

Student Progress Report: This report is the PROGRESS MONITORING REPORT. It is an active and dynamic report that tracks student progress through all of the Tracker *Online* Assessments the student takes. Note that overall (total) score and the strand scores are tracked. Teachers are easily able to track progress made for each student and therefore able to plan and target instruction.

District:	RT	Teacher:	Trudy Goode
School:	Tracker Online School	Grade:	4
Date:	April 18, 2009	Lesson Level:	D



Reading Tracker Online
Reading
Class Strand Report

Reading Tracker Online		Gathering Information Skills <i>Literal Level</i>	Organizing Information Skills <i>Interpretive Level</i>	Analyzing Information Skills <i>Analytical Level</i>	Linking Information Skills <i>Critical Level</i>
Test RD4		Facts & Details Main Idea Vocabulary & Language	Sequence Character, Plot, Setting Cause & Effect Compare & Contrast	Fact & Opinion Prediction Conclusions Inference	Point of View & Purpose Literary Forms, Sources Prior Knowledge
Average for 9 students	66%	67%	63%	63%	75%
Lawrence Attentive ID:s7	74%	63% 10/16	83% 5/6	75% 6/8	100% 4/4
Kay Dreamer ID:s5	38%	56% 9/16	33% 2/6	13% 1/8	25% 1/4
Will Friendly ID:s9	68%	69% 11/16	83% 5/6	50% 4/8	75% 3/4
Sally Getsit ID:s10	68%	69% 11/16	67% 4/6	63% 5/8	75% 3/4
Quentin Learner ID:s3	68%	75% 12/16	50% 3/6	63% 5/8	75% 3/4
Mario Pupil ID:s2	71%	75% 12/16	67% 4/6	75% 6/8	50% 2/4
Jason Student ID:s1	65%	50% 8/16	67% 4/6	75% 6/8	100% 4/4
Mia Thinker ID:s4	53%	56% 9/16	17% 1/6	63% 5/8	75% 3/4
Houston Trying ID:s6	91%	88% 14/16	100% 6/6	88% 7/8	100% 4/4

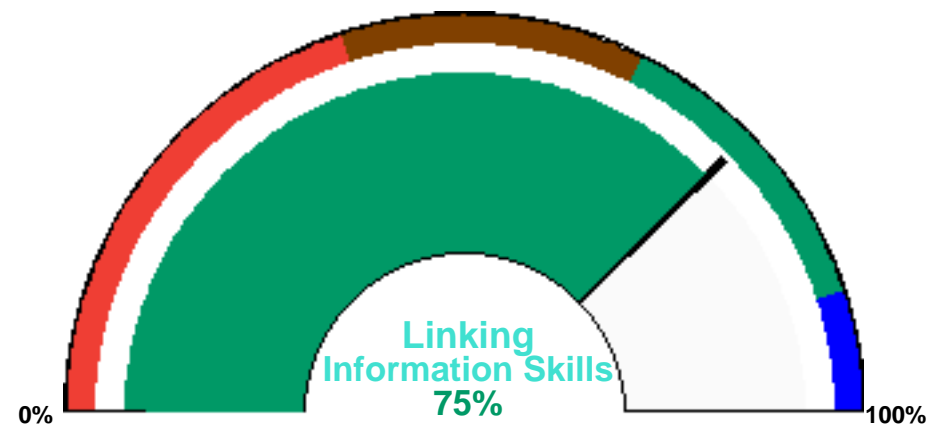
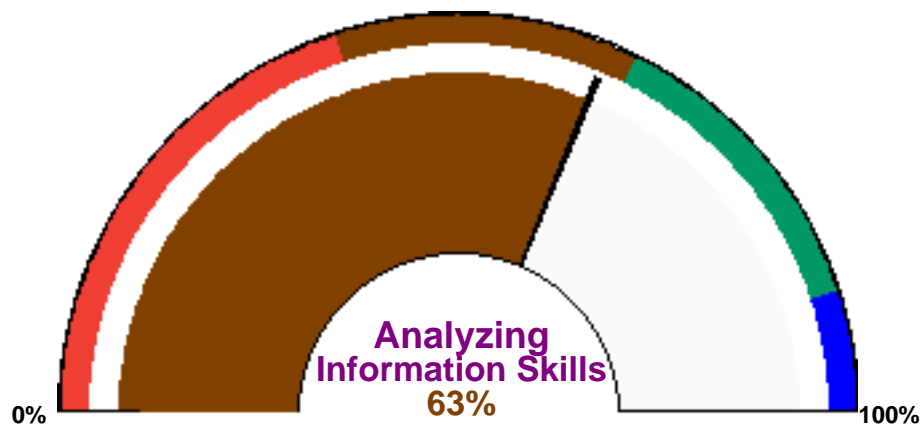
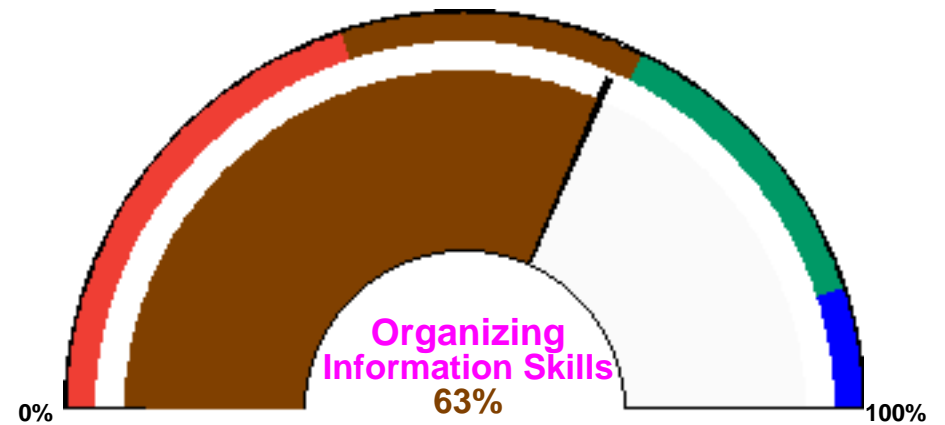
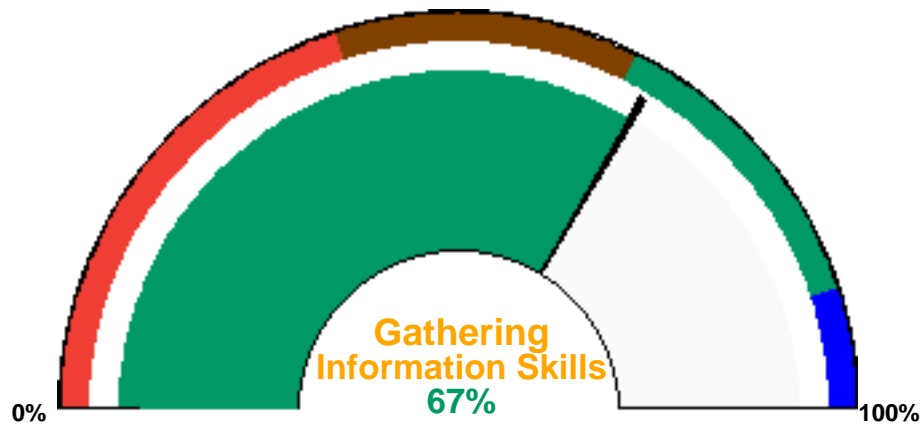
■ Level-1 0-39% Minimal Understanding
 ■ Level-2 40-64% Limited Understanding
 ■ Level-3 65-89% Satisfactory Understanding
 ■ Level-4 90-100% Thorough Understanding

District:	RT	Teacher:	Trudy Goode
School:	Tracker Online School	Grade:	4
Date:	April 18, 2009	Lesson Level:	D



Reading Tracker Online
Reading
Class Strand Graph

Reading Tracker Online Test RD4	Gathering Information Skills <u>Literal Level</u> Facts & Details Main Idea Vocabulary & Language	Organizing Information Skills <u>Interpretive Level</u> Sequence Character, Plot, Setting Cause & Effect Compare & Contrast	Analyzing Information Skills <u>Analytical Level</u> Fact & Opinion Prediction Conclusions Inference	Linking Information Skills <u>Critical Level</u> Point of View & Purpose Literary Forms, Sources Prior Knowledge
--	--	---	--	---



- Level-1 0-39% Minimal Understanding
- Level-2 40-64% Limited Understanding
- Level-3 65-89% Satisfactory Understanding
- Level-4 90-100% Thorough Understanding

District:	RT	Teacher:	Trudy Goode
School:	Tracker Online School	Grade:	4
Date:	April 18, 2009	Lesson Level:	D



Reading Tracker Online

Reading

Class Skill Report

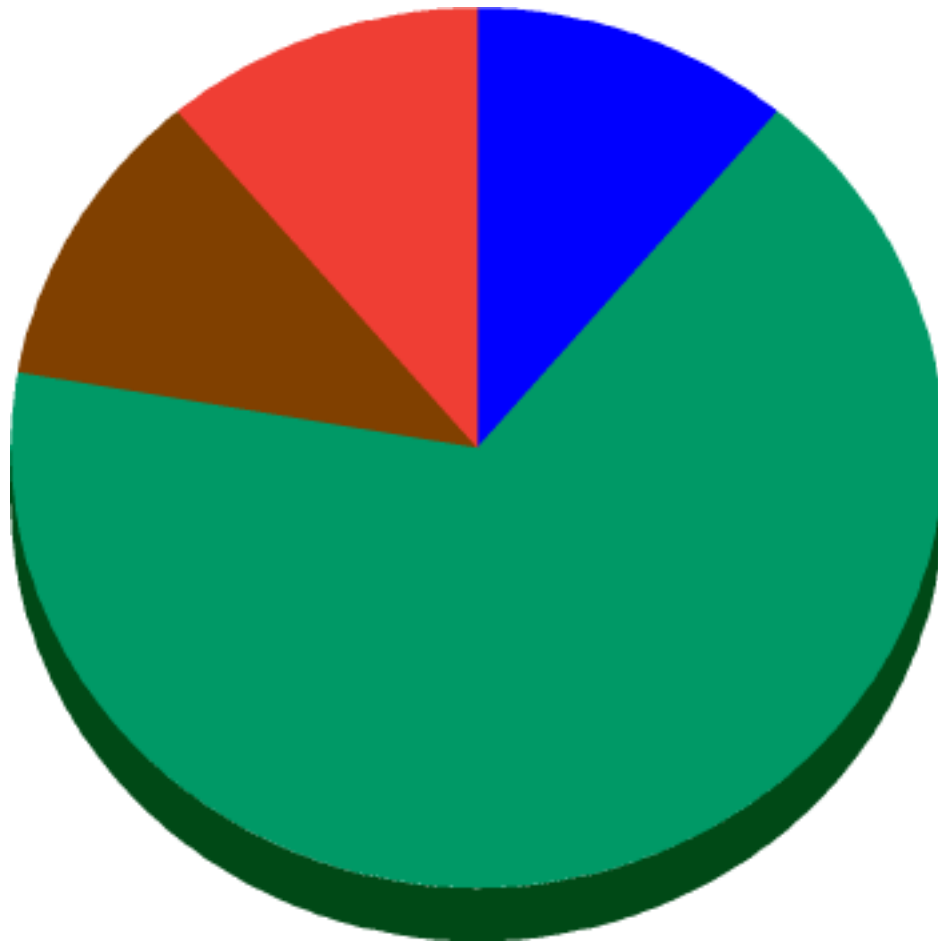
Reading Tracker Online Students: All		Gathering Information Skills Literal Level			Organizing Information Skills Interpretative Level				Analyzing Information Skills Analytical Level			Linking Information Skills Critical Level			
		Facts & Details	Main Idea	Language & Vocabulary	Sequence	Character Plot & Setting	Cause & Effect	Compare & Contrast	Fact & Opinion	Outcomes	Conclusions	Inference	Point of View and Purpose	Literary Forms & Sources	Prior Knowledge
Average for 9 students	66%	65%	42%	89%	56%	74%		44%	72%	67%	67%	52%	78%	67%	78%
Lawrence Attentive ID:s7	74%	57% 4/7	25% 1/4	100% 5/5	50% 1/2	100% 3/3		100% 1/1	100% 2/2	100% 1/1	50% 1/2	67% 2/3	100% 2/2	100% 1/1	100% 1/1
Kay Dreamer ID:s5	38%	71% 5/7	25% 1/4	60% 3/5	100% 2/2	0% 0/3		0% 0/1	0% 0/2	0% 0/1	50% 1/2	0% 0/3	50% 1/2	0% 0/1	0% 0/1
Will Friendly ID:s9	68%	57% 4/7	50% 2/4	100% 5/5	50% 1/2	100% 3/3		100% 1/1	50% 1/2	0% 0/1	50% 1/2	67% 2/3	50% 1/2	100% 1/1	100% 1/1
Sally Getsit ID:s10	68%	71% 5/7	50% 2/4	80% 4/5	50% 1/2	100% 3/3		0% 0/1	100% 2/2	0% 0/1	50% 1/2	67% 2/3	100% 2/2	0% 0/1	100% 1/1
Quentin Learner ID:s3	68%	71% 5/7	50% 2/4	100% 5/5	50% 1/2	67% 2/3		0% 0/1	50% 1/2	100% 1/1	50% 1/2	67% 2/3	100% 2/2	0% 0/1	100% 1/1
Mario Pupil ID:s2	71%	71% 5/7	50% 2/4	100% 5/5	50% 1/2	100% 3/3		0% 0/1	100% 2/2	100% 1/1	100% 2/2	33% 1/3	50% 1/2	100% 1/1	0% 0/1
Jason Student ID:s1	65%	57% 4/7	0% 0/4	80% 4/5	50% 1/2	67% 2/3		100% 1/1	100% 2/2	100% 1/1	50% 1/2	67% 2/3	100% 2/2	100% 1/1	100% 1/1
Mia Thinker ID:s4	53%	43% 3/7	50% 2/4	80% 4/5	0% 0/2	33% 1/3		0% 0/1	50% 1/2	100% 1/1	100% 2/2	33% 1/3	50% 1/2	100% 1/1	100% 1/1
Houston Trying ID:s6	91%	86% 6/7	75% 3/4	100% 5/5	100% 2/2	100% 3/3		100% 1/1	100% 2/2	100% 1/1	100% 2/2	67% 2/3	100% 2/2	100% 1/1	100% 1/1

■ Level-1 0-39% Minimal Understanding
 ■ Level-2 40-64% Limited Understanding
 ■ Level-3 65-89% Satisfactory Understanding
 ■ Level-4 90-100% Thorough Understanding

District:	RT	Teacher:	Trudy Goode
School:	Tracker Online School	Grade:	4
Date:	April 18, 2009	Lesson Level:	D



Students at Each Level of Understanding Test RD4



Levels of Understanding

- 1 student (11.1%) at Level 4 (90-100%) - Thorough
- 6 students (66.7%) at Level 3 (65-89%) - Satisfactory
- 1 student (11.1%) at Level 2 (40-64%) - Limited
- 1 student (11.1%) at Level 1 (0-39%) - Minimal

■ Level-1 0-39% Minimal Understanding
 ■ Level-2 40-64% Limited Understanding
 ■ Level-3 65-89% Satisfactory Understanding
 ■ Level-4 90-100% Thorough Understanding

District:	RT	Teacher:	Trudy Goode
School:	Tracker Online School	Grade:	4
Date:	April 18, 2009	Lesson Level:	D



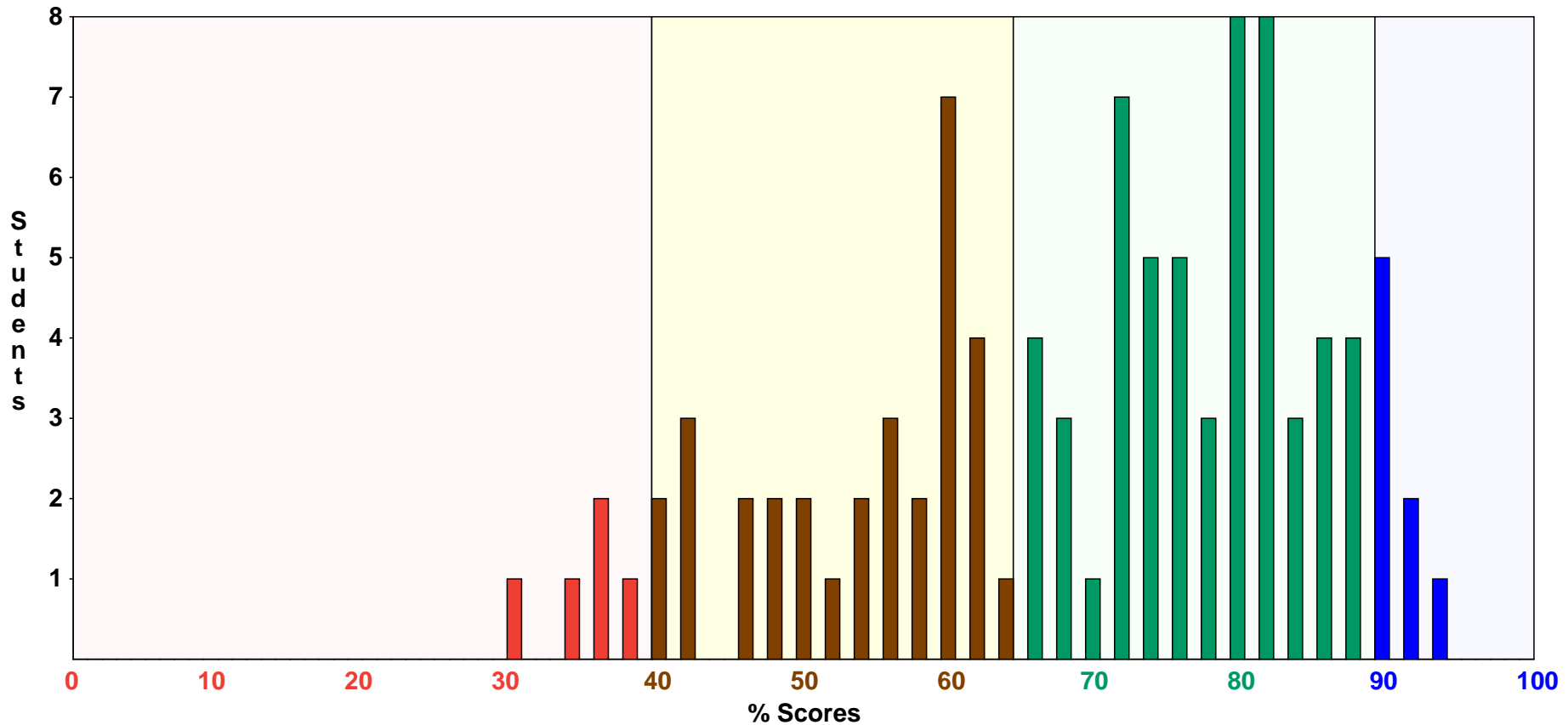
**Reading Tracker
Reading**

Grade 4 Distribution Graph

99 Students
 Mean score: 69.1
 Median score: 72.0
 Standard Deviation: 15.9

**Distribution of Test Scores
Test RD4**

Level 4 - 8 Students
 Level 3 - 55 Students
 Level 2 - 31 Students
 Level 1 - 5 Students



■ Level-1 0-39% Minimal Understanding
 ■ Level-2 40-64% Limited Understanding
 ■ Level-3 65-89% Satisfactory Understanding
 ■ Level-4 90-100% Thorough Understanding

District:	RT
School:	Tracker Online School
Date:	April 18, 2009



Report for Lawarence Attentive, Grade 4
Reading Tracker Online - Test RD4
Teacher: Trudy Goode Group: Able

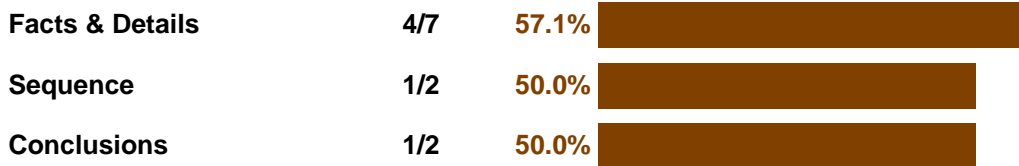
Overall Score: Level 3 - Satisfactory Understanding



Level 1 - Minimal Understanding



Level 2 - Limited Understanding



Level 3 - Satisfactory Understanding



Level 4 - Thorough Understanding



District:	RT
School:	Tracker Online School
Date:	April 18, 2009

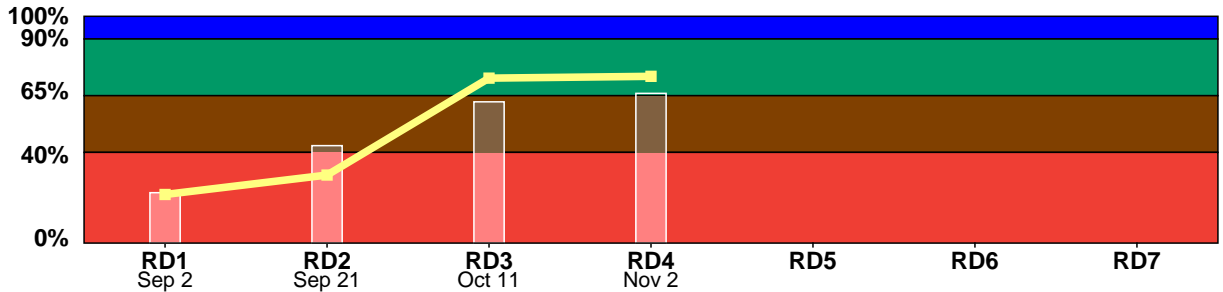


Progress Report for Lawrence Attentive, Grade 4

Teacher: Trudy Goode Group: Able

Overall Score

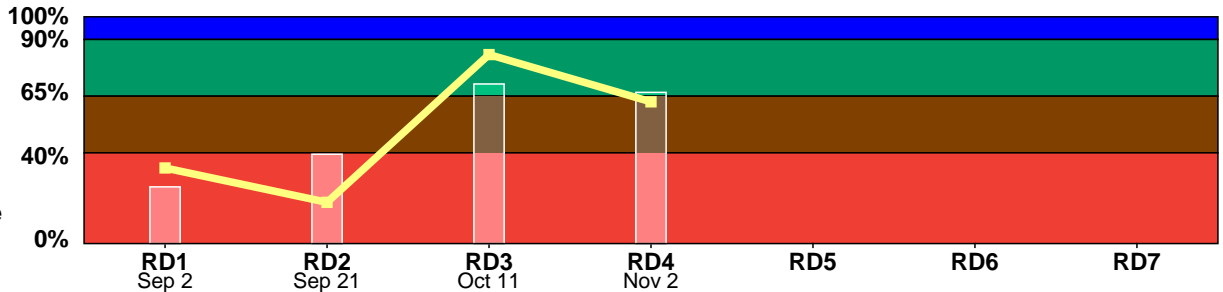
Line Graph - Student
Bar Graph - Class



Gathering Information Skills

Literal Level

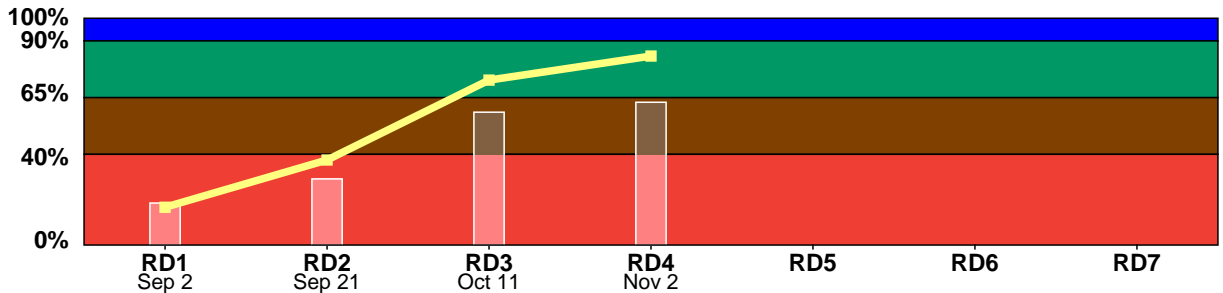
Facts & Details
Main Idea
Vocabulary & Language



Organizing Information Skills

Interpretive Level

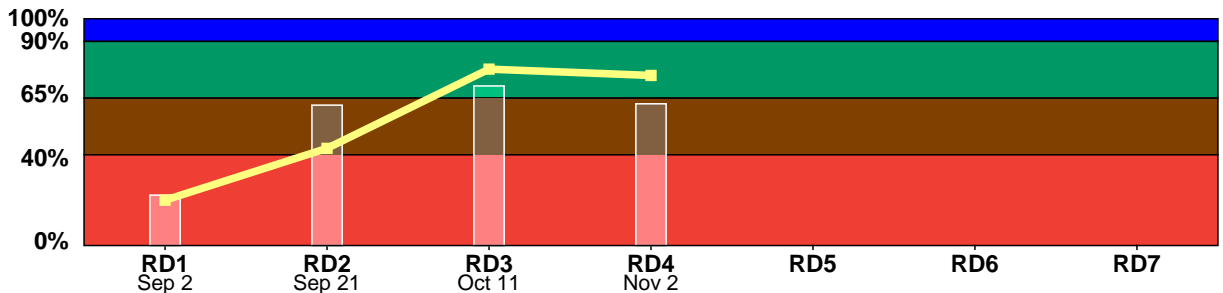
Sequence
Character
Cause & Effect
Compare & Contrast



Analyzing Information Skills

Analytical Level

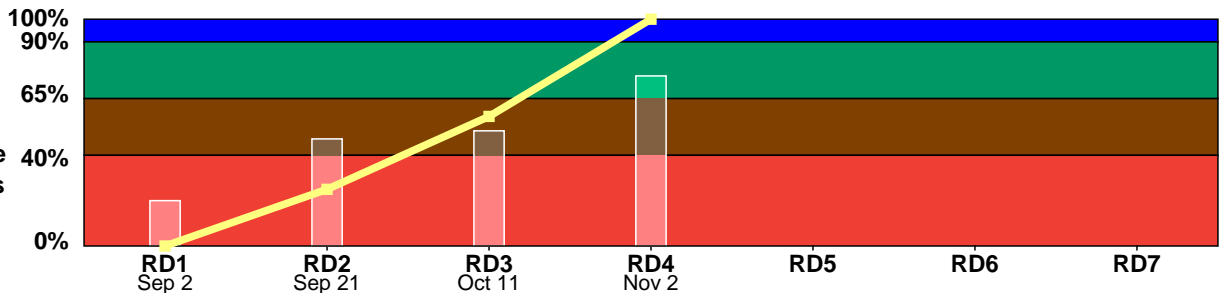
Fact & Opinion
Prediction
Conclusions
Inference



Linking Information Skills

Critical Level

Point of View & Purpose
Literary Forms, Sources
Prior Knowledge



District:	RT
School:	Tracker Online School
Date:	April 18, 2009



Report for Kay Dreamer, Grade 4
Reading Tracker Online - Test RD4
Teacher: Trudy Goode Group: Able

Overall Score: Level 1 - Minimal Understanding

13/34 38.2%

Level 1 - Minimal Understanding

Main Idea	1/4	25.0%	
Character Plot&Setting	0/3	0.0%	
Compare & Contrast	0/1	0.0%	
Fact & Opinion	0/2	0.0%	
Outcomes	0/1	0.0%	
Inference	0/3	0.0%	
Literary Forms & Sources	0/1	0.0%	
Prior Knowledge	0/1	0.0%	

Level 2 - Limited Understanding

Language & Vocabulary	3/5	60.0%	
Conclusions	1/2	50.0%	
Point of View and Purpose	1/2	50.0%	

Level 3 - Satisfactory Understanding

Facts & Details	5/7	71.4%	
-----------------	-----	-------	--

Level 4 - Thorough Understanding

Sequence	2/2	100.0%	
----------	-----	--------	--

District:	RT
School:	Tracker Online School
Date:	April 18, 2009

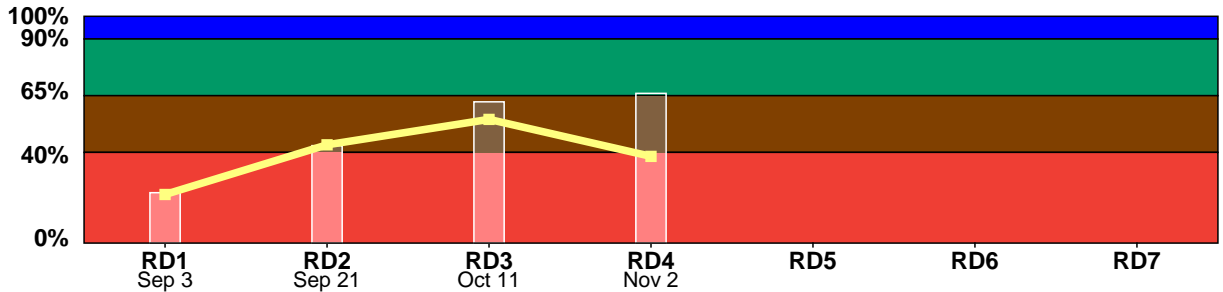


Progress Report for Kay Dreamer, Grade 4

Teacher: Trudy Goode Group: Able

Overall Score

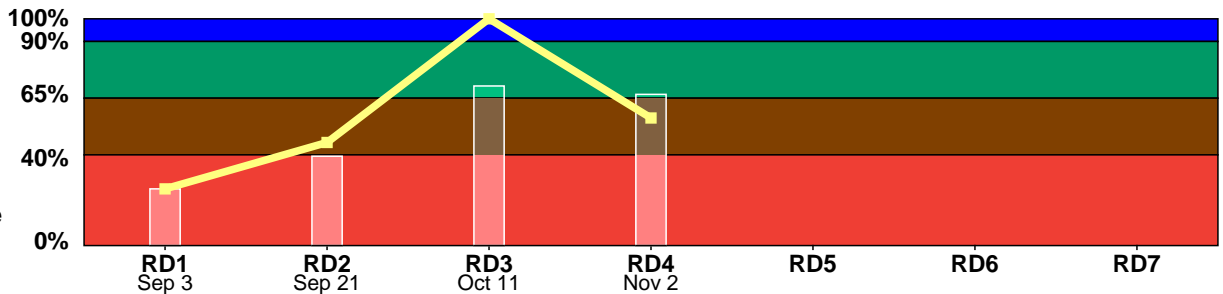
Line Graph - Student
Bar Graph - Class



Gathering Information Skills

Literal Level

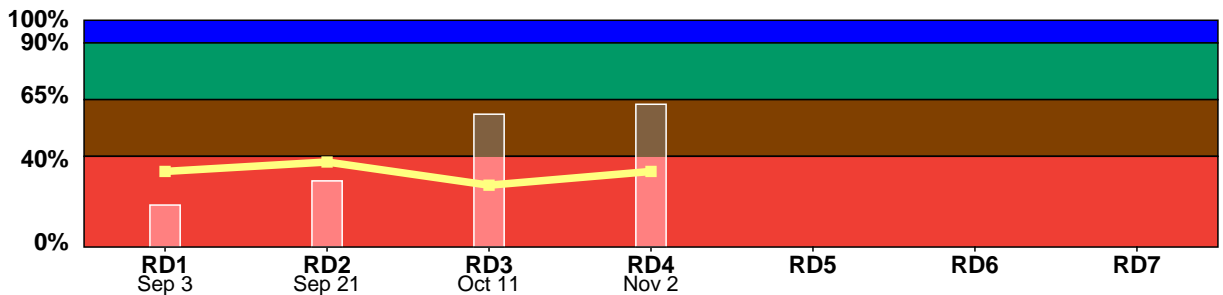
Facts & Details
Main Idea
Vocabulary & Language



Organizing Information Skills

Interpretive Level

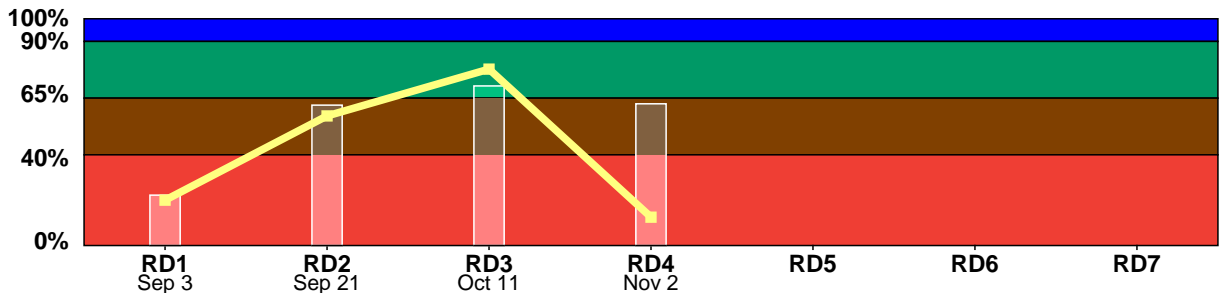
Sequence
Character
Cause & Effect
Compare & Contrast



Analyzing Information Skills

Analytical Level

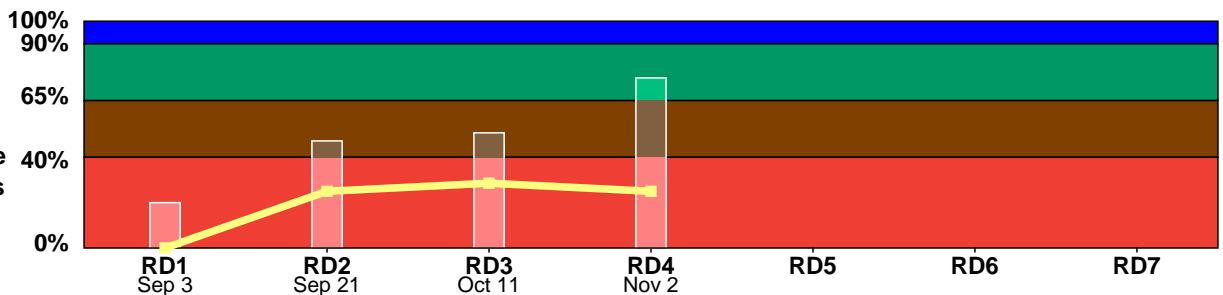
Fact & Opinion
Prediction
Conclusions
Inference



Linking Information Skills

Critical Level

Point of View & Purpose
Literary Forms, Sources
Prior Knowledge



District:	RT
School:	Tracker Online School
Date:	April 18, 2009



Report for Will Friendly, Grade 4
Reading Tracker Online - Test RD4
Teacher: Trudy Goode Group: Able

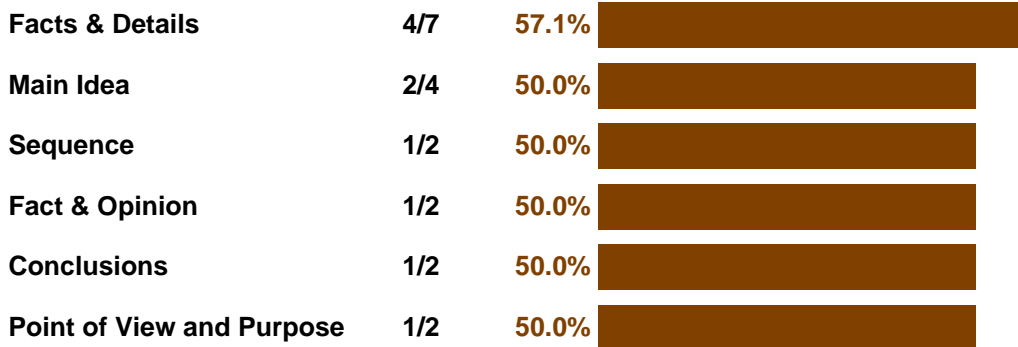
Overall Score: Level 3 - Satisfactory Understanding



Level 1 - Minimal Understanding

Outcomes	0/1	0.0%
----------	-----	------

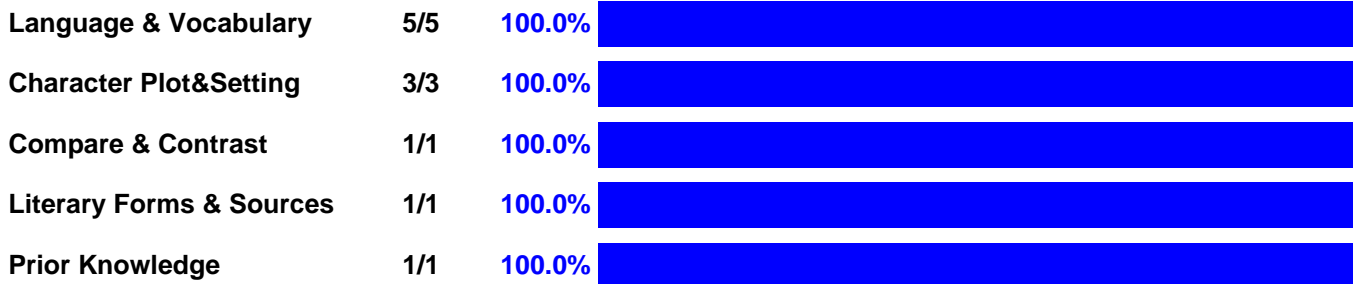
Level 2 - Limited Understanding



Level 3 - Satisfactory Understanding



Level 4 - Thorough Understanding



District:	RT
School:	Tracker Online School
Date:	April 18, 2009

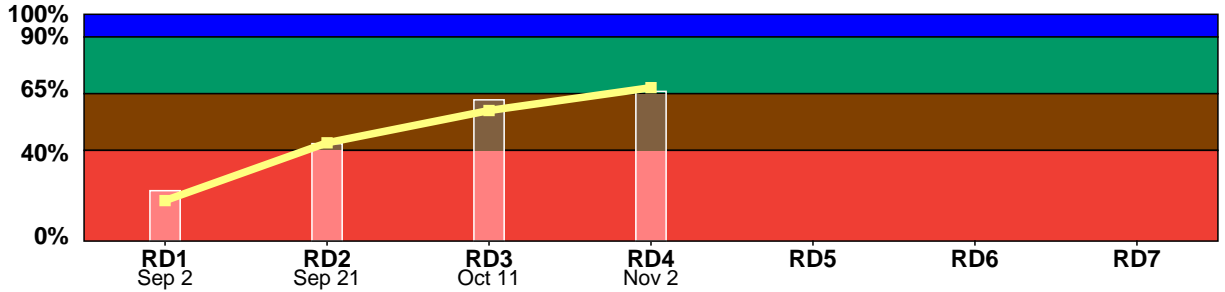


Progress Report for Will Friendly, Grade 4

Teacher: Trudy Goode Group: Able

Overall Score

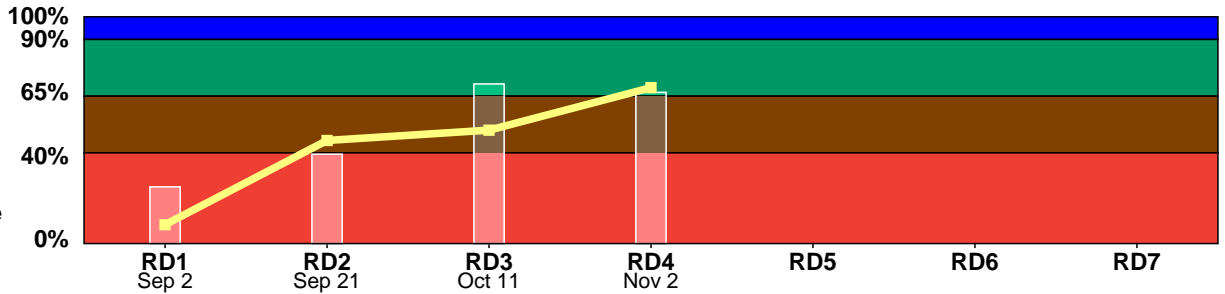
Line Graph - Student
Bar Graph - Class



Gathering Information Skills

Literal Level

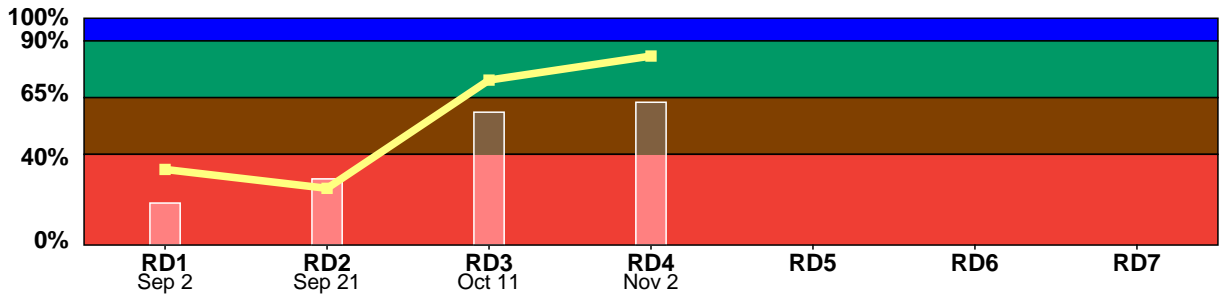
Facts & Details
Main Idea
Vocabulary & Language



Organizing Information Skills

Interpretive Level

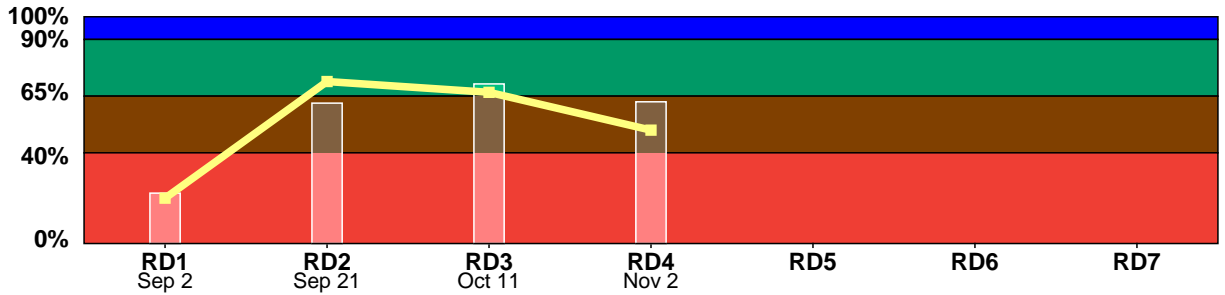
Sequence
Character
Cause & Effect
Compare & Contrast



Analyzing Information Skills

Analytical Level

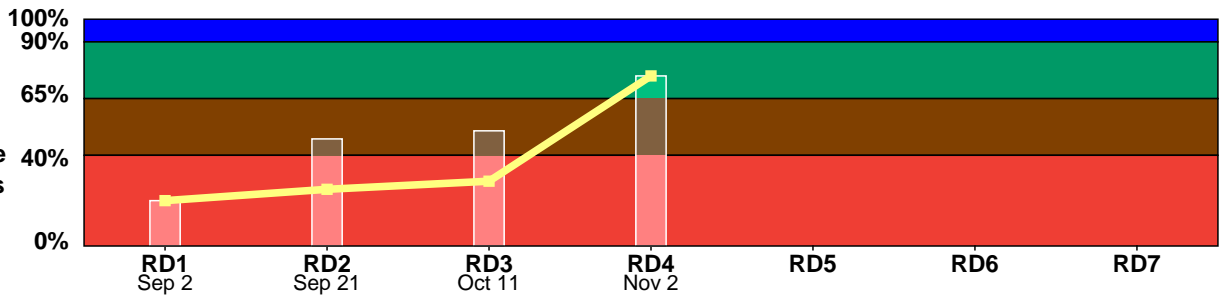
Fact & Opinion
Prediction
Conclusions
Inference



Linking Information Skills

Critical Level

Point of View & Purpose
Literary Forms, Sources
Prior Knowledge



■ Level-1 0-39% Minimal Understanding
 ■ Level-2 40-64% Limited Understanding
 ■ Level-3 65-89% Satisfactory Understanding
 ■ Level-4 90-100% Thorough Understanding

District:	RT
School:	Tracker Online School
Date:	April 18, 2009



Report for Sally Getsit, Grade 4
Reading Tracker Online - Test RD4
Teacher: Trudy Goode Group: Able

Overall Score: Level 3 - Satisfactory Understanding

23/34 67.6%

Level 1 - Minimal Understanding

Compare & Contrast	0/1	0.0%
Outcomes	0/1	0.0%
Literary Forms & Sources	0/1	0.0%

Level 2 - Limited Understanding

Main Idea	2/4	50.0%	
Sequence	1/2	50.0%	
Conclusions	1/2	50.0%	

Level 3 - Satisfactory Understanding

Facts & Details	5/7	71.4%	
Language & Vocabulary	4/5	80.0%	
Inference	2/3	66.7%	

Level 4 - Thorough Understanding

Character Plot&Setting	3/3	100.0%	
Fact & Opinion	2/2	100.0%	
Point of View and Purpose	2/2	100.0%	
Prior Knowledge	1/1	100.0%	

District:	RT
School:	Tracker Online School
Date:	April 18, 2009

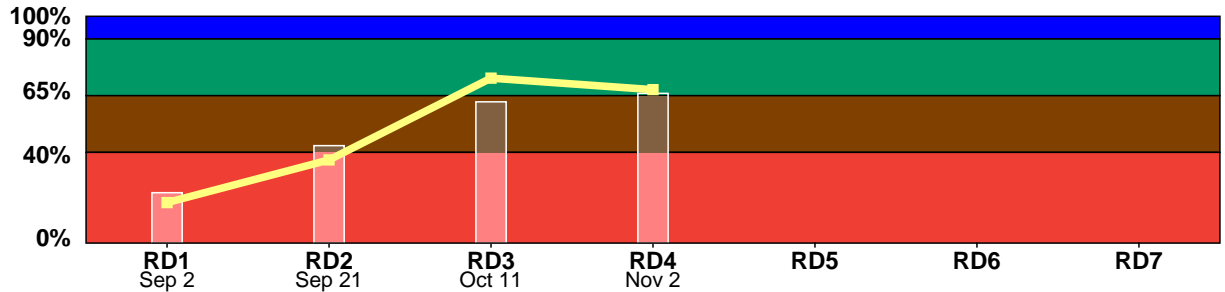


Progress Report for Sally Getsit, Grade 4

Teacher: Trudy Goode Group: Able

Overall Score

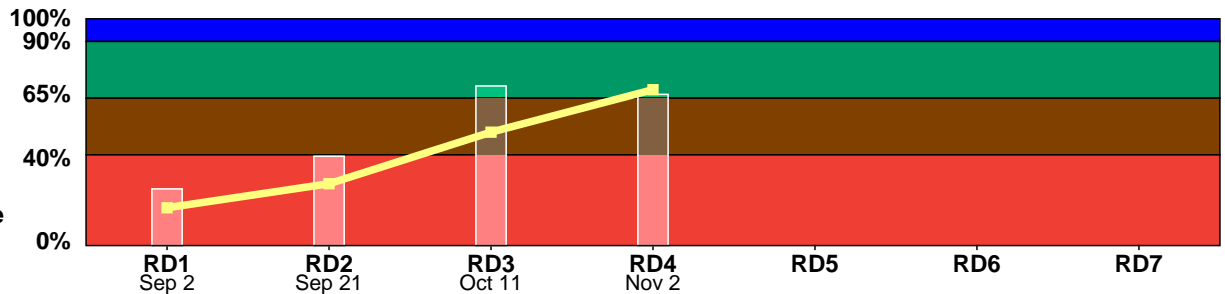
Line Graph - Student
 Bar Graph - Class



Gathering Information Skills

Literal Level

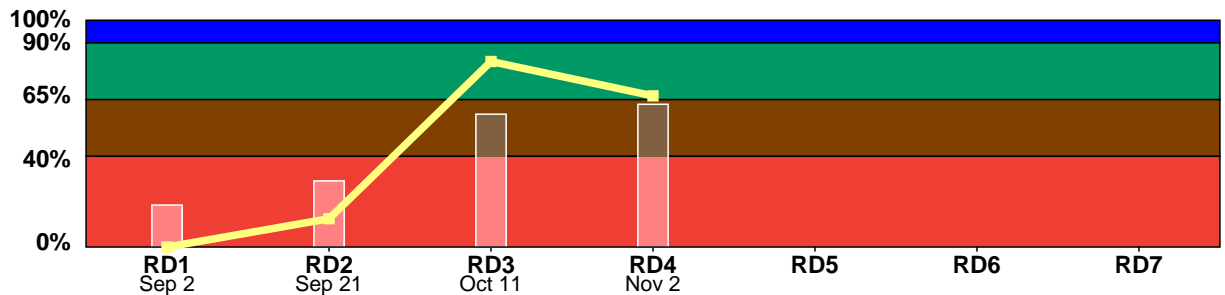
Facts & Details
 Main Idea
 Vocabulary & Language



Organizing Information Skills

Interpretive Level

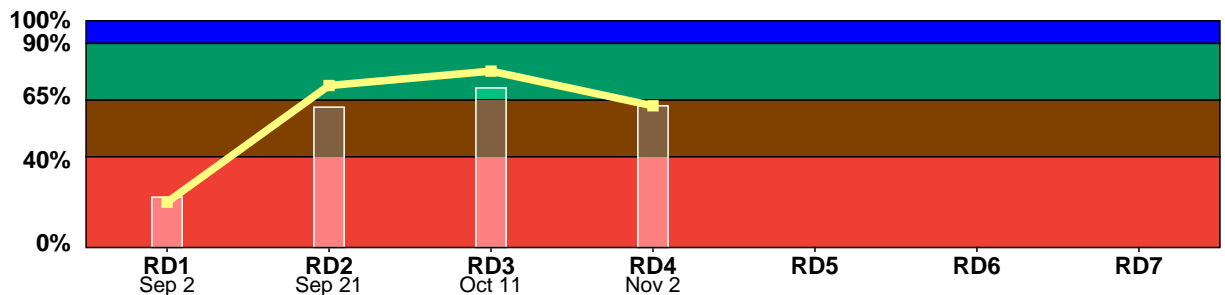
Sequence
 Character
 Cause & Effect
 Compare & Contrast



Analyzing Information Skills

Analytical Level

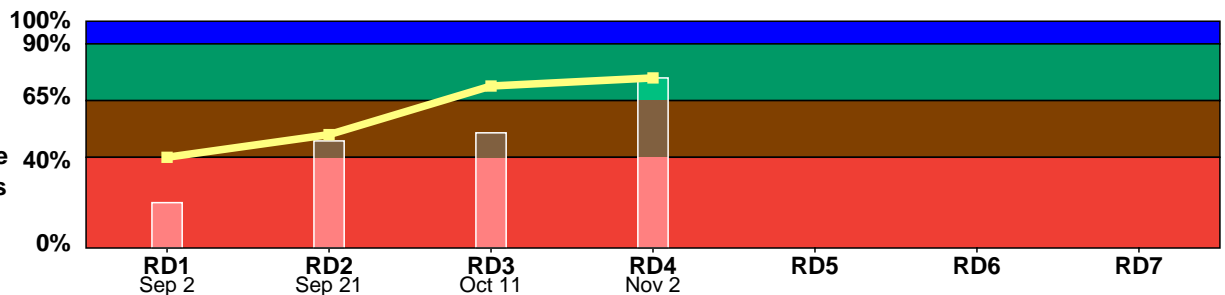
Fact & Opinion
 Prediction
 Conclusions
 Inference



Linking Information Skills

Critical Level

Point of View & Purpose
 Literary Forms, Sources
 Prior Knowledge



■ Level-1 0-39% Minimal Understanding
 ■ Level-2 40-64% Limited Understanding
 ■ Level-3 65-89% Satisfactory Understanding
 ■ Level-4 90-100% Thorough Understanding

District:	RT
School:	Tracker Online School
Date:	April 18, 2009



Report for Quentin Learner, Grade 4
Reading Tracker Online - Test RD4
Teacher: Trudy Goode Group: Able

Overall Score: Level 3 - Satisfactory Understanding

23/34 67.6%

Level 1 - Minimal Understanding

Compare & Contrast	0/1	0.0%
Literary Forms & Sources	0/1	0.0%

Level 2 - Limited Understanding

Main Idea	2/4	50.0%	
Sequence	1/2	50.0%	
Fact & Opinion	1/2	50.0%	
Conclusions	1/2	50.0%	

Level 3 - Satisfactory Understanding

Facts & Details	5/7	71.4%	
Character Plot&Setting	2/3	66.7%	
Inference	2/3	66.7%	

Level 4 - Thorough Understanding

Language & Vocabulary	5/5	100.0%	
Outcomes	1/1	100.0%	
Point of View and Purpose	2/2	100.0%	
Prior Knowledge	1/1	100.0%	

District:	RT
School:	Tracker Online School
Date:	April 18, 2009

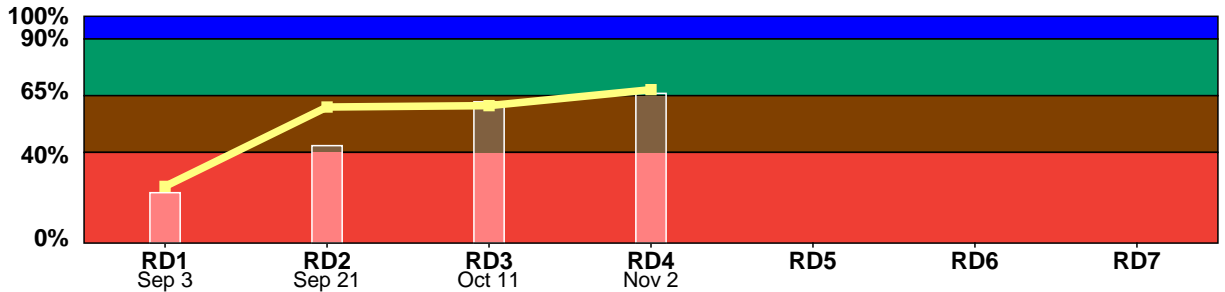


Progress Report for Quentin Learner, Grade 4

Teacher: Trudy Goode Group: Able

Overall Score

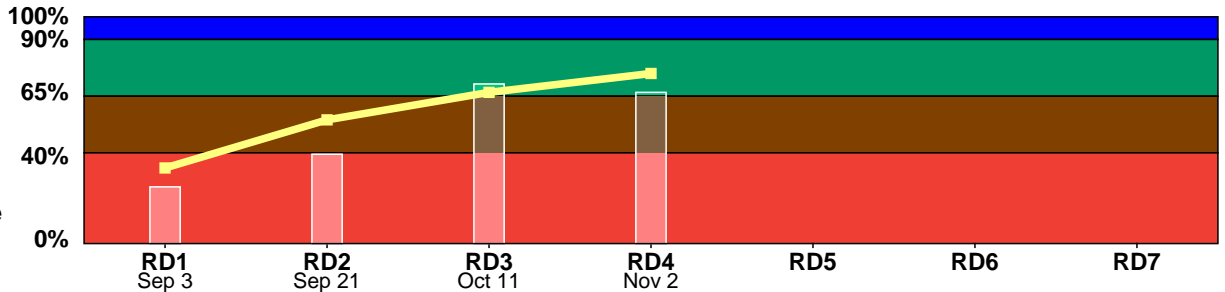
Line Graph - Student
Bar Graph - Class



Gathering Information Skills

Literal Level

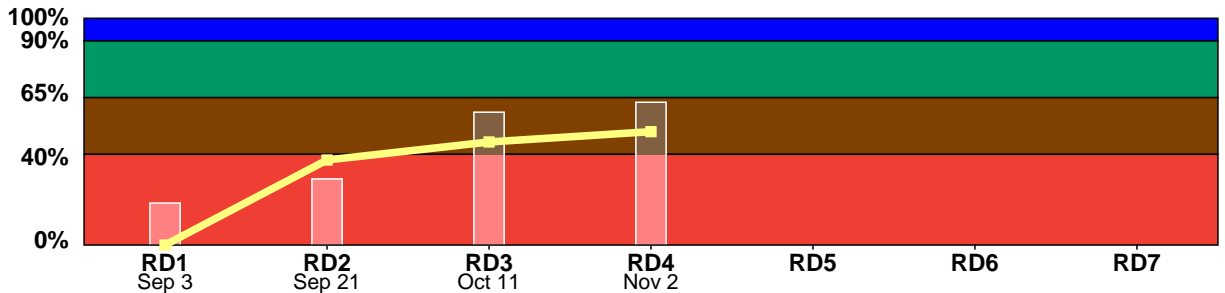
- Facts & Details
- Main Idea
- Vocabulary & Language



Organizing Information Skills

Interpretive Level

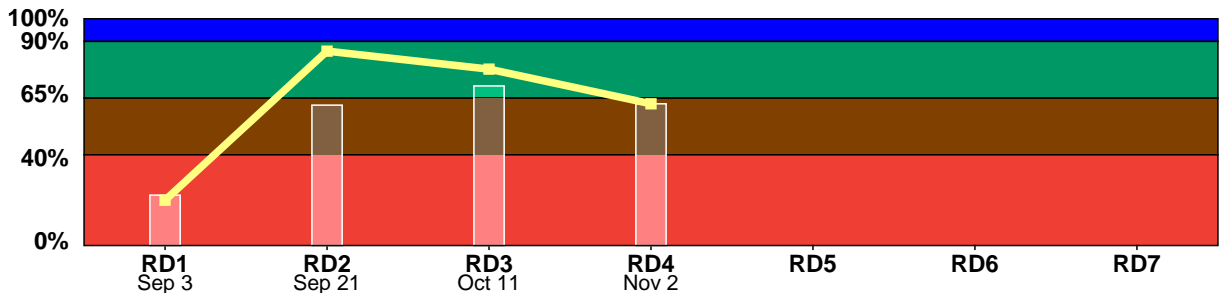
- Sequence
- Character
- Cause & Effect
- Compare & Contrast



Analyzing Information Skills

Analytical Level

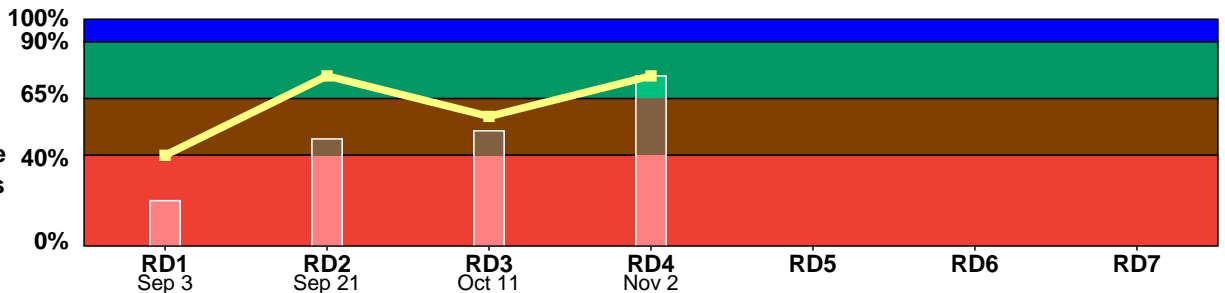
- Fact & Opinion
- Prediction
- Conclusions
- Inference



Linking Information Skills

Critical Level

- Point of View & Purpose
- Literary Forms, Sources
- Prior Knowledge



■ Level-1 0-39% Minimal Understanding
 ■ Level-2 40-64% Limited Understanding
 ■ Level-3 65-89% Satisfactory Understanding
 ■ Level-4 90-100% Thorough Understanding

District:	RT
School:	Tracker Online School
Date:	April 18, 2009



Report for Mario Pupil, Grade 4
Reading Tracker Online - Test RD4
Teacher: Trudy Goode Group: Able

Overall Score: Level 3 - Satisfactory Understanding



Level 1 - Minimal Understanding

Compare & Contrast	0/1	0.0%	
Inference	1/3	33.3%	
Prior Knowledge	0/1	0.0%	

Level 2 - Limited Understanding

Main Idea	2/4	50.0%	
Sequence	1/2	50.0%	
Point of View and Purpose	1/2	50.0%	

Level 3 - Satisfactory Understanding

Facts & Details	5/7	71.4%	
-----------------	-----	-------	--

Level 4 - Thorough Understanding

Language & Vocabulary	5/5	100.0%	
Character Plot&Setting	3/3	100.0%	
Fact & Opinion	2/2	100.0%	
Outcomes	1/1	100.0%	
Conclusions	2/2	100.0%	
Literary Forms & Sources	1/1	100.0%	

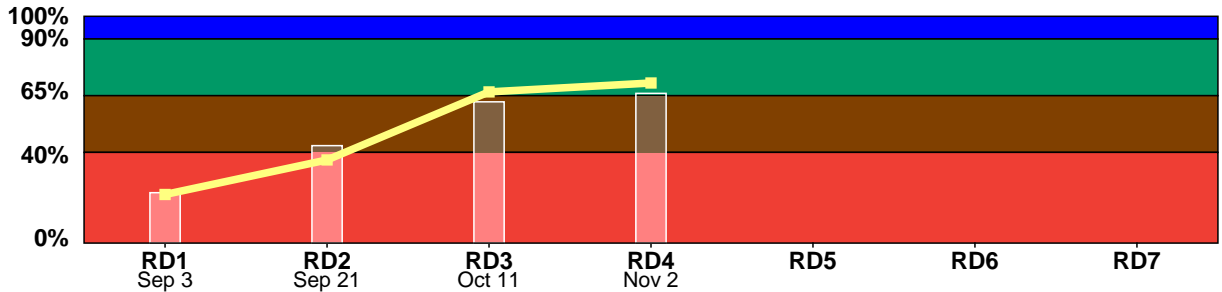
District:	RT
School:	Tracker Online School
Date:	April 18, 2009



Progress Report for Mario Pupil, Grade 4
Teacher: Trudy Goode Group: Able

Overall Score

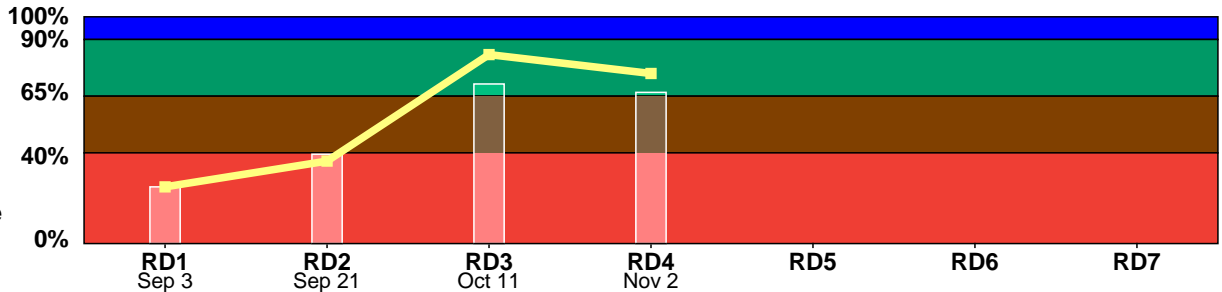
Line Graph - Student
 Bar Graph - Class



Gathering Information Skills

Literal Level

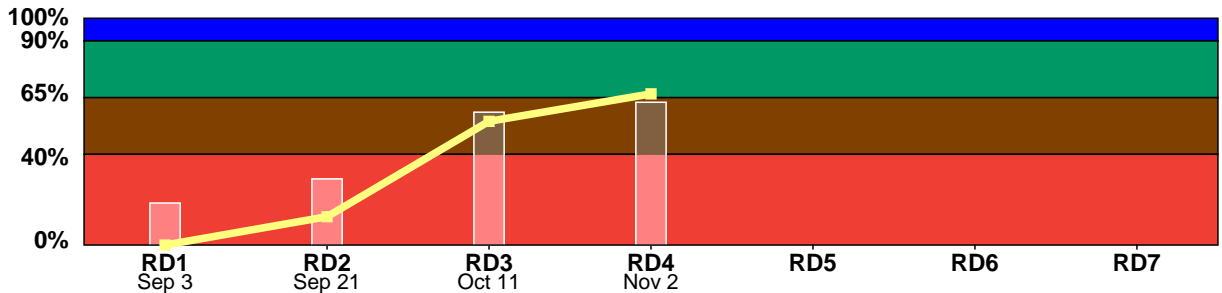
- Facts & Details
- Main Idea
- Vocabulary & Language



Organizing Information Skills

Interpretive Level

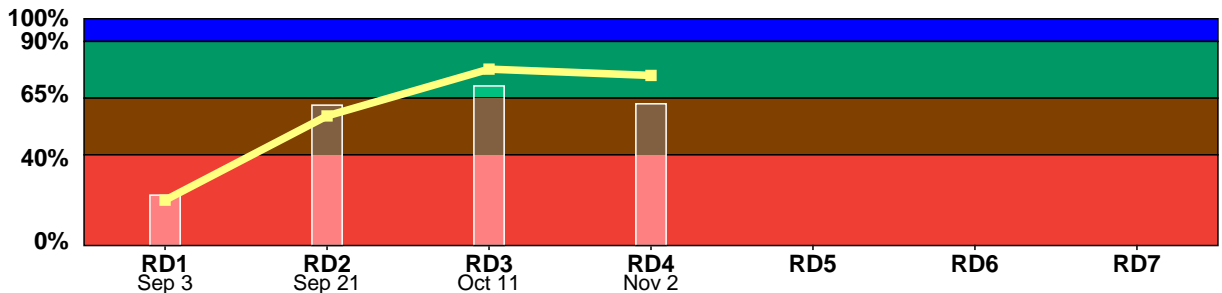
- Sequence
- Character
- Cause & Effect
- Compare & Contrast



Analyzing Information Skills

Analytical Level

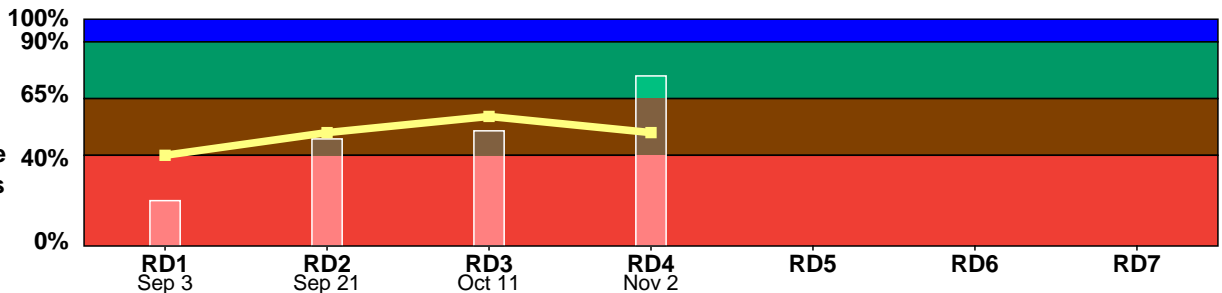
- Fact & Opinion
- Prediction
- Conclusions
- Inference



Linking Information Skills

Critical Level

- Point of View & Purpose
- Literary Forms, Sources
- Prior Knowledge



■ Level-1 0-39% Minimal Understanding
 ■ Level-2 40-64% Limited Understanding
 ■ Level-3 65-89% Satisfactory Understanding
 ■ Level-4 90-100% Thorough Understanding

District:	RT
School:	Tracker Online School
Date:	April 18, 2009



Report for Jason Student, Grade 4
Reading Tracker Online - Test RD4
Teacher: Trudy Goode Group: Able

Overall Score: Level 3 - Satisfactory Understanding

22/34 64.7%

Level 1 - Minimal Understanding

Main Idea 0/4 0.0%

Level 2 - Limited Understanding

Facts & Details 4/7 57.1%

Sequence 1/2 50.0%

Conclusions 1/2 50.0%

Level 3 - Satisfactory Understanding

Language & Vocabulary 4/5 80.0%

Character Plot&Setting 2/3 66.7%

Inference 2/3 66.7%

Level 4 - Thorough Understanding

Compare & Contrast 1/1 100.0%

Fact & Opinion 2/2 100.0%

Outcomes 1/1 100.0%

Point of View and Purpose 2/2 100.0%

Literary Forms & Sources 1/1 100.0%

Prior Knowledge 1/1 100.0%

District:	RT
School:	Tracker Online School
Date:	April 18, 2009

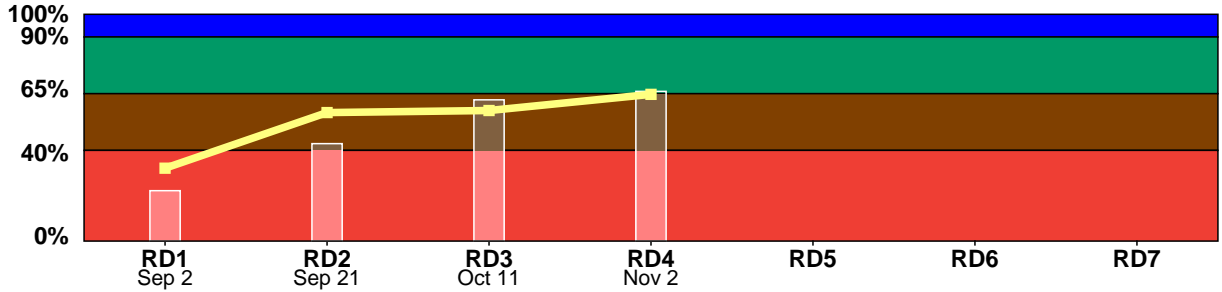


Progress Report for Jason Student, Grade 4

Teacher: Trudy Goode Group: Able

Overall Score

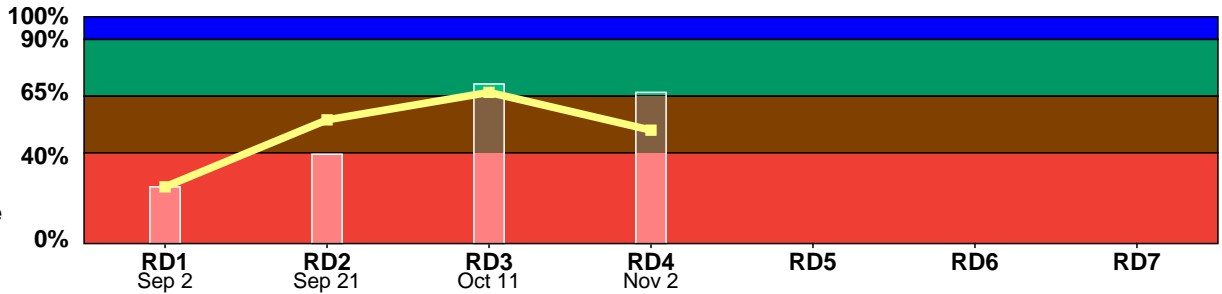
Line Graph - Student
Bar Graph - Class



Gathering Information Skills

Literal Level

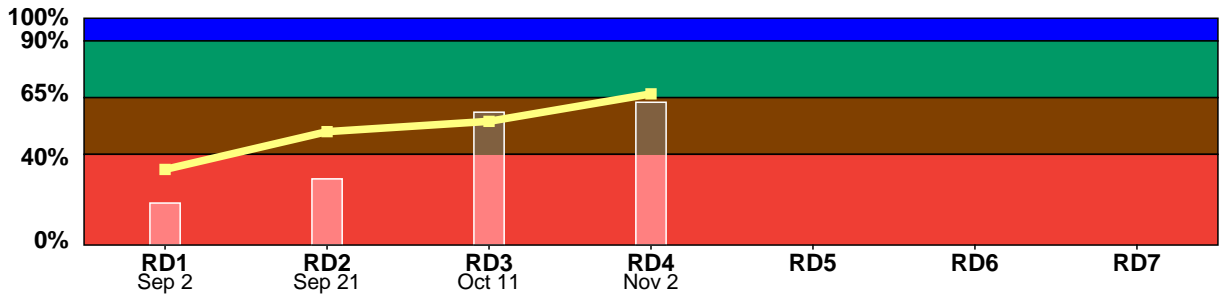
Facts & Details
Main Idea
Vocabulary & Language



Organizing Information Skills

Interpretive Level

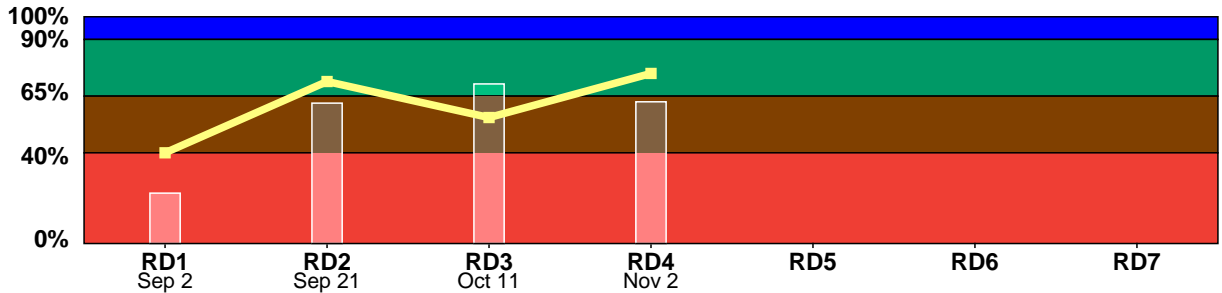
Sequence
Character
Cause & Effect
Compare & Contrast



Analyzing Information Skills

Analytical Level

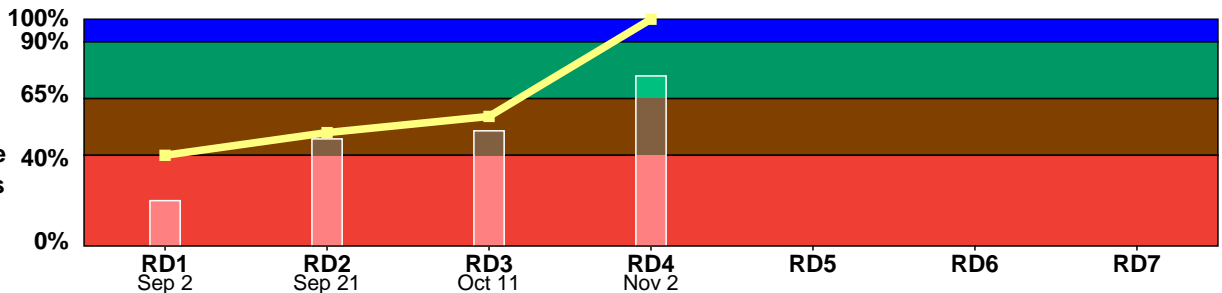
Fact & Opinion
Prediction
Conclusions
Inference



Linking Information Skills

Critical Level

Point of View & Purpose
Literary Forms, Sources
Prior Knowledge



■ Level-1 0-39% Minimal Understanding
 ■ Level-2 40-64% Limited Understanding
 ■ Level-3 65-89% Satisfactory Understanding
 ■ Level-4 90-100% Thorough Understanding

District:	RT
School:	Tracker Online School
Date:	April 18, 2009



Report for Mia Thinker, Grade 4
Reading Tracker Online - Test RD4
Teacher: Trudy Goode Group: Able

Overall Score: Level 2 - Limited Understanding

18/34 52.9%

Level 1 - Minimal Understanding

Sequence	0/2	0.0%	
Character Plot&Setting	1/3	33.3%	
Compare & Contrast	0/1	0.0%	
Inference	1/3	33.3%	

Level 2 - Limited Understanding

Facts & Details	3/7	42.9%	
Main Idea	2/4	50.0%	
Fact & Opinion	1/2	50.0%	
Point of View and Purpose	1/2	50.0%	

Level 3 - Satisfactory Understanding

Language & Vocabulary	4/5	80.0%	
-----------------------	-----	-------	--

Level 4 - Thorough Understanding

Outcomes	1/1	100.0%	
Conclusions	2/2	100.0%	
Literary Forms & Sources	1/1	100.0%	
Prior Knowledge	1/1	100.0%	

District:	RT
School:	Tracker Online School
Date:	April 18, 2009

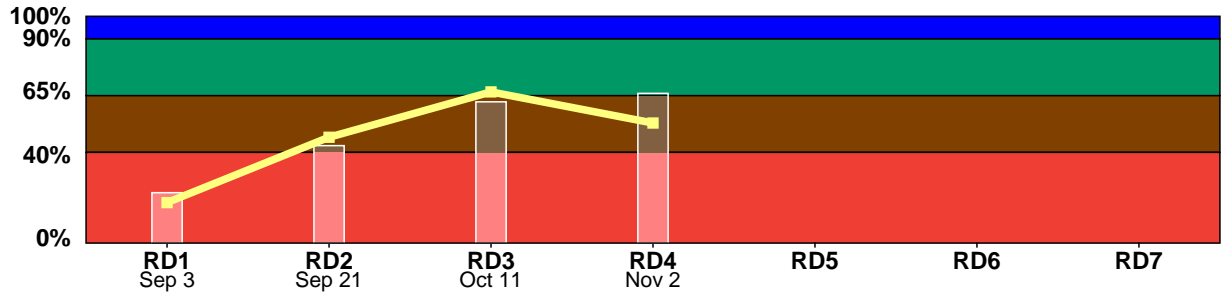


Progress Report for Mia Thinker, Grade 4

Teacher: Trudy Goode Group: Able

Overall Score

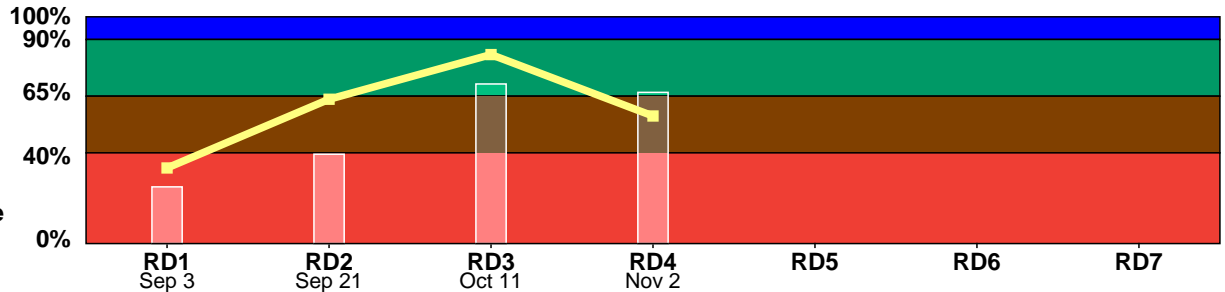
Line Graph - Student
Bar Graph - Class



Gathering Information Skills

Literal Level

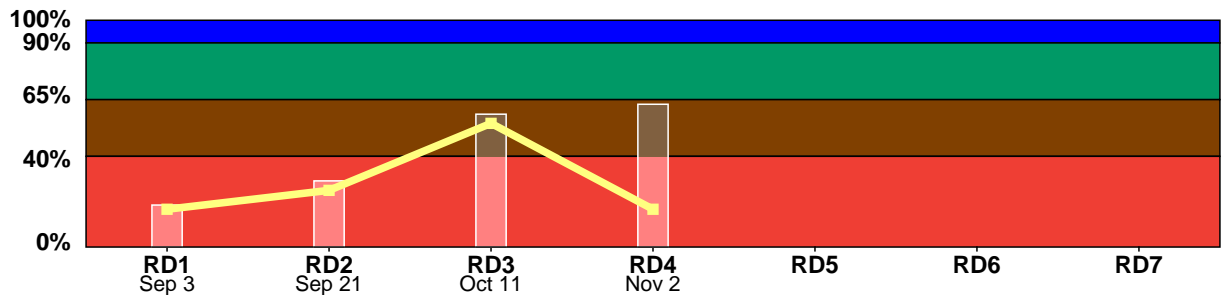
Facts & Details
Main Idea
Vocabulary & Language



Organizing Information Skills

Interpretive Level

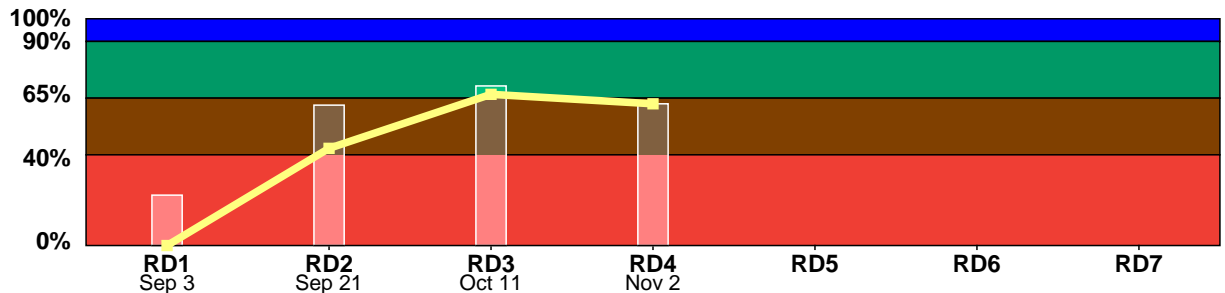
Sequence
Character
Cause & Effect
Compare & Contrast



Analyzing Information Skills

Analytical Level

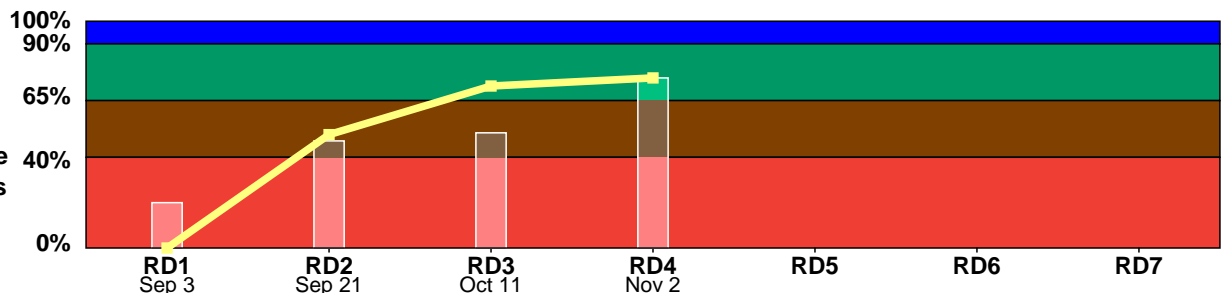
Fact & Opinion
Prediction
Conclusions
Inference



Linking Information Skills

Critical Level

Point of View & Purpose
Literary Forms, Sources
Prior Knowledge



■ Level-1 0-39% Minimal Understanding
 ■ Level-2 40-64% Limited Understanding
 ■ Level-3 65-89% Satisfactory Understanding
 ■ Level-4 90-100% Thorough Understanding

District:	RT
School:	Tracker Online School
Date:	April 18, 2009



Report for Houston Trying, Grade 4
Reading Tracker Online - Test RD4
Teacher: Trudy Goode Group: Able

Overall Score: Level 4 - Thorough Understanding

31/34 91.2%

Level 3 - Satisfactory Understanding

Facts & Details	6/7	85.7%	
Main Idea	3/4	75.0%	
Inference	2/3	66.7%	

Level 4 - Thorough Understanding

Sequence	2/2	100.0%	
Language & Vocabulary	5/5	100.0%	
Character Plot&Setting	3/3	100.0%	
Compare & Contrast	1/1	100.0%	
Fact & Opinion	2/2	100.0%	
Outcomes	1/1	100.0%	
Conclusions	2/2	100.0%	
Point of View and Purpose	2/2	100.0%	
Literary Forms & Sources	1/1	100.0%	
Prior Knowledge	1/1	100.0%	

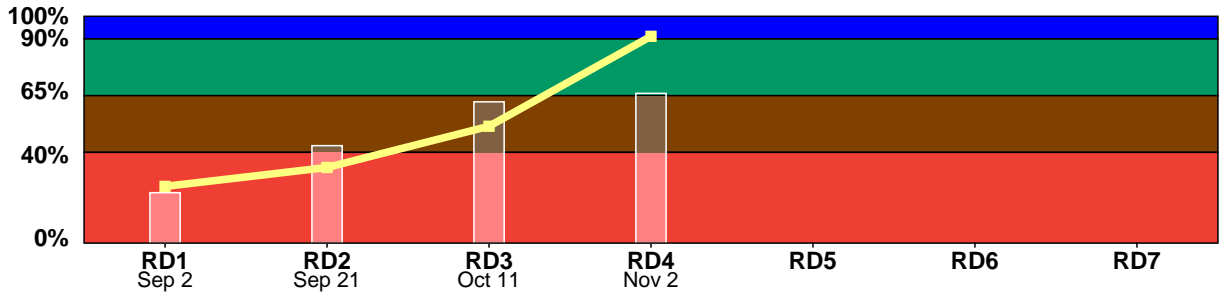
District:	RT
School:	Tracker Online School
Date:	April 18, 2009



Progress Report for Houston Trying, Grade 4
Teacher: Trudy Goode Group: Able

Overall Score

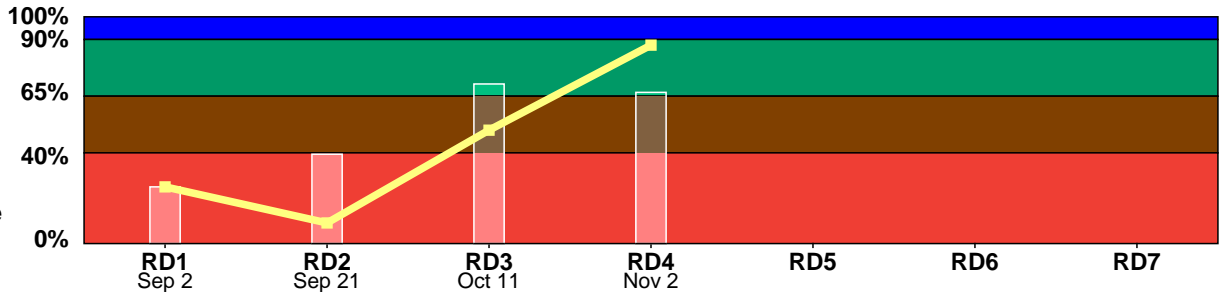
Line Graph - Student
 Bar Graph - Class



Gathering Information Skills

Literal Level

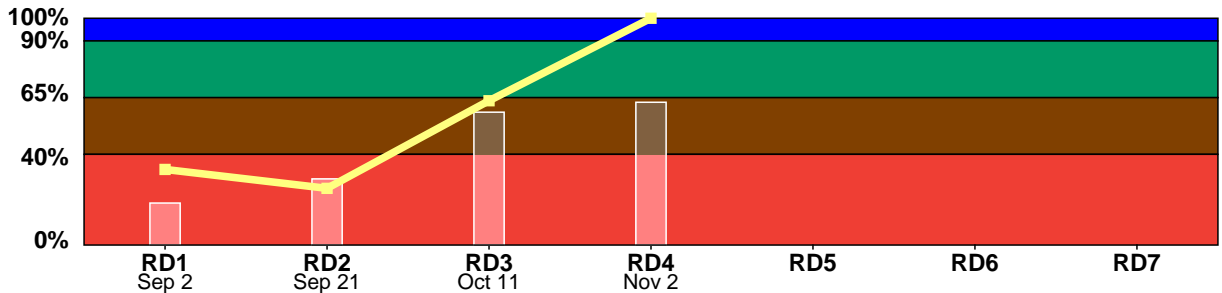
- Facts & Details
- Main Idea
- Vocabulary & Language



Organizing Information Skills

Interpretive Level

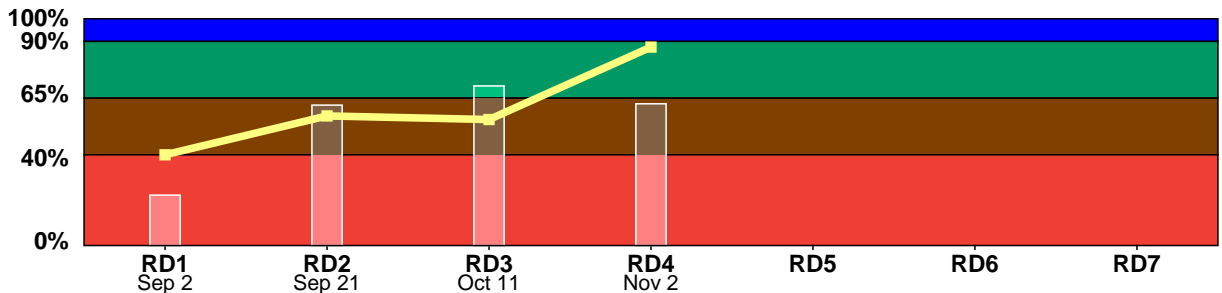
- Sequence
- Character
- Cause & Effect
- Compare & Contrast



Analyzing Information Skills

Analytical Level

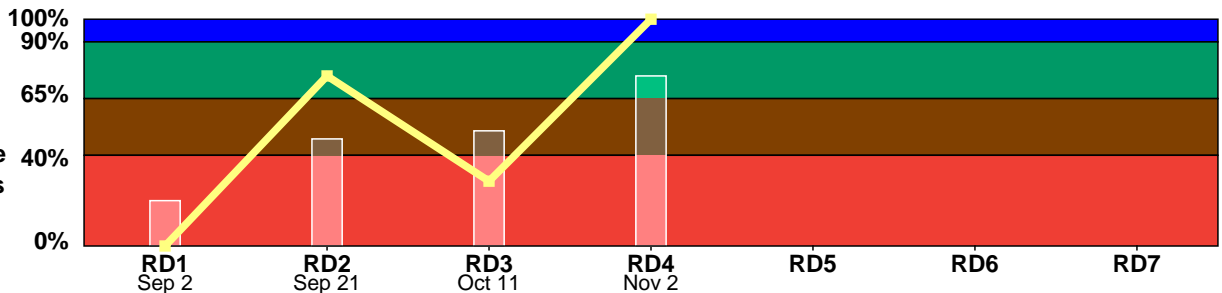
- Fact & Opinion
- Prediction
- Conclusions
- Inference



Linking Information Skills

Critical Level

- Point of View & Purpose
- Literary Forms, Sources
- Prior Knowledge



■ Level-1 0-39% Minimal Understanding
 ■ Level-2 40-64% Limited Understanding
 ■ Level-3 65-89% Satisfactory Understanding
 ■ Level-4 90-100% Thorough Understanding